

Recent Changes to the Census Page in ProviderVista and Provider Link

*Portals for managing the unique needs of your
Florida Blue Commercial and Medicare Advantage patients*

Thanks to your feedback, we have improved the Census page in both ProviderVista and Provider Link™ to deliver greater clarity and organization to the vast volume of data displayed. The enhancements have been made to deliver more admissions, discharge, and transfer (ADT) data through the State Health Information Exchange (HIE) and through direct connections with many facilities in Florida.

Census information is now displayed on four separate tabs, including a dashboard-style Summary tab. Some of this data, like the Primary Diagnosis field or Readmit Risk Score previously available only in the exported Census data, is now displayed on the main screen for easy reference. Data in the Behavioral Health field (which helps identify any event with a behavioral health-related diagnosis) is completely new. This new data gives you more actionable information.

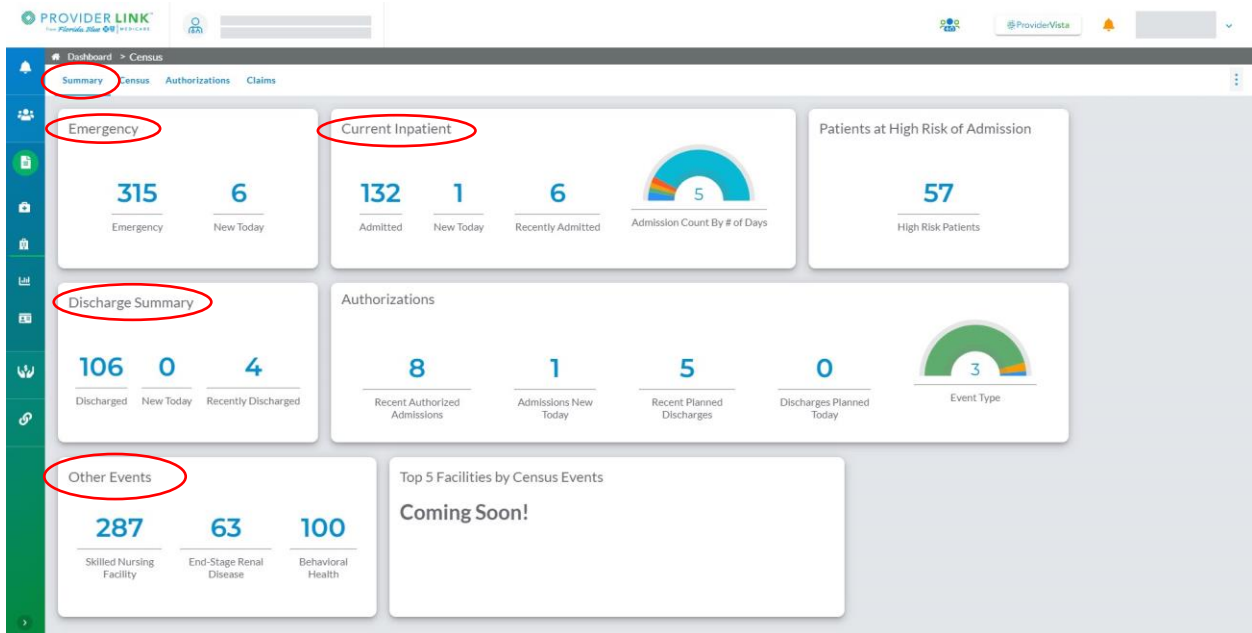
More details and screenshots of these latest improvements follow.

Summary

The first tab of the new Census page displays key, high-level information to the provider staff. This view includes a count of Emergency Room visits over the last 90 days and a quick view of how many of those visits are new to the report for the day. Current inpatient and discharge counts are also available, with insight into how many are recent admissions (within the last three days) and recent discharges (within the last seven days).

A snapshot view of authorizations is also available on the Summary Authorizations tile. This serves as an additional checkpoint to coordinate care for patients per their most recent hospital-related authorizations.

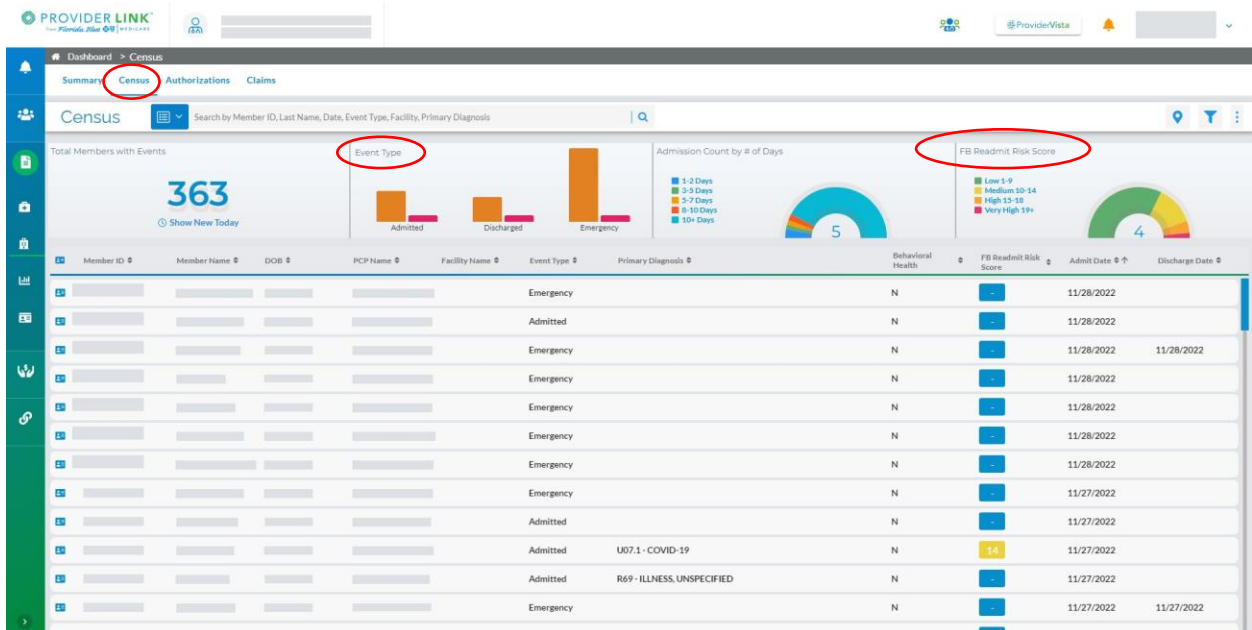
The Other Events tile highlights the number of events taking place at a SNF (skilled nursing facility) and an ESRD (end-stage renal disease) facility. This tile also highlights events in the Census, Authorizations, or Claims pages that have been reported with a behavioral-health related diagnosis.



Census Summary Tab

Census

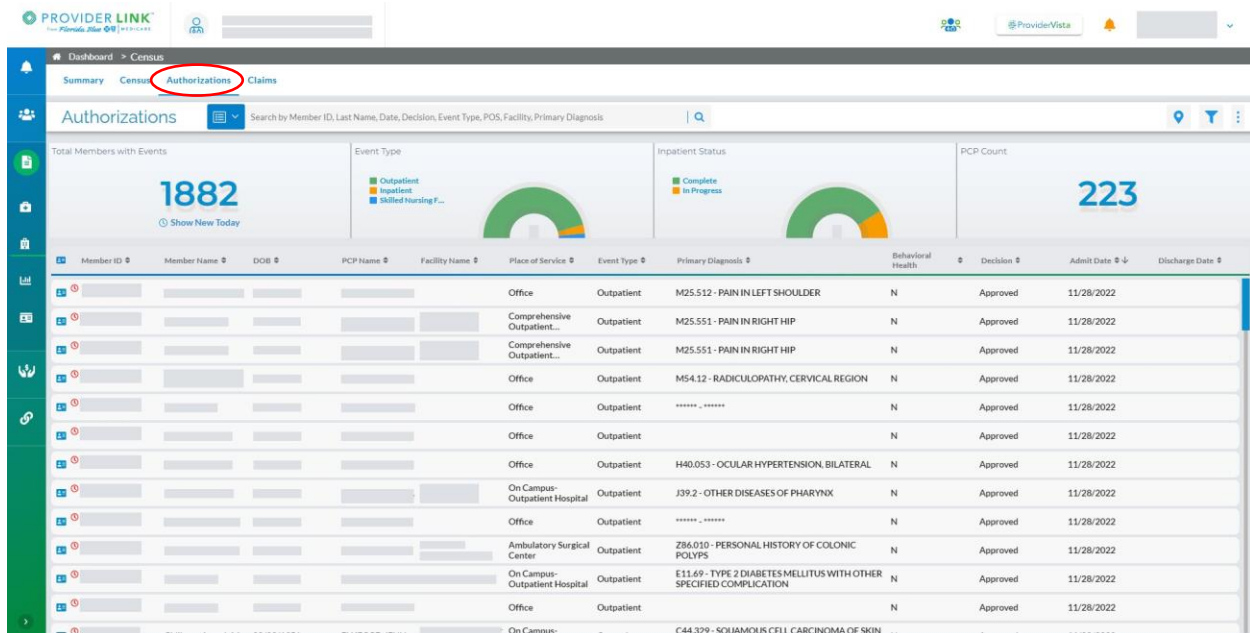
Aside from being powered by more robust ADT data, the second tab remains much like the current Census page with some important modifications. For example, it now offers filter-graphs for Event Type and Readmit Risk Score.



Census Proper Tab

Authorizations

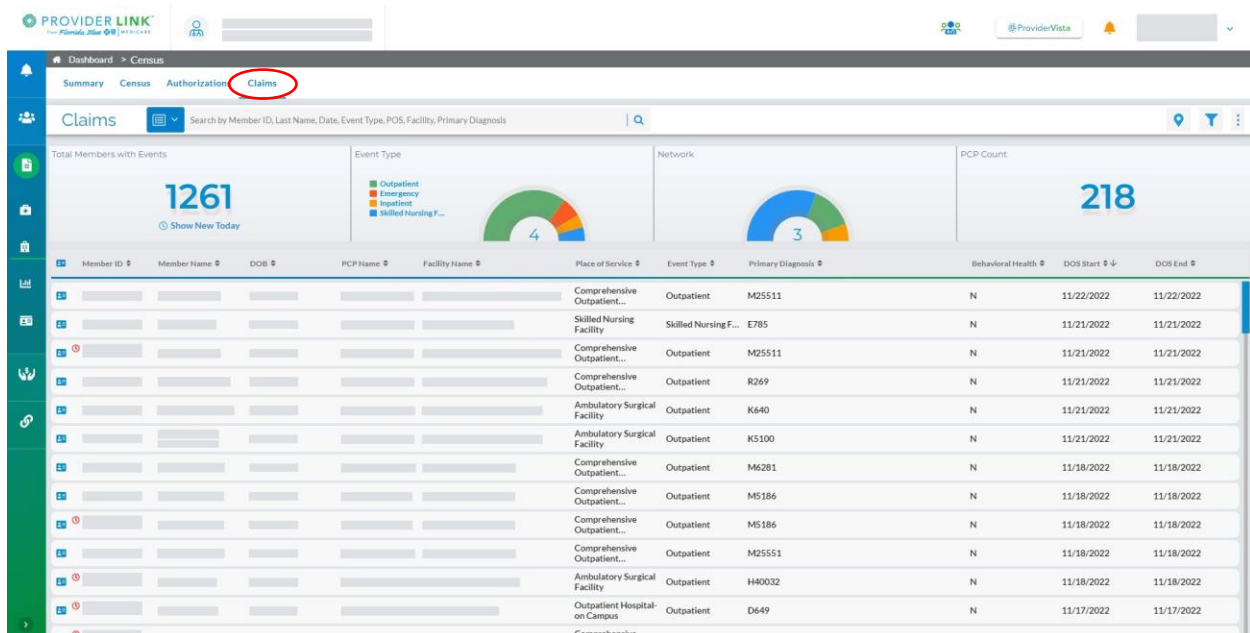
The third tab presents authorization data related to inpatient and outpatient events. Additionally, authorization information is available on a member-by-member basis on the Authorization tile of Member Snapshot.



Census Authorizations Tab

Claims

The fourth and last tab of the new Census page presents claims data related to inpatient and outpatient events. Claims information is also available on the Care Journey tab of the Member Snapshot (which offers a 24-month overview of each member's Florida Blue claims activity).



Census Claims Tab

We will keep you updated on upcoming features and new releases to ProviderVista and Provider Link.

New to ProviderVista and Provider Link?

ProviderVista and Provider Link are portals located under the Florida Blue Payer Space on availability.com. We recommend using Google Chrome for the best results. Your Availability^{®1} administrator can grant access to the portal by checking the Provider Portal role in your user profile. Once access is granted, sign in to availability.com with your existing username and password to get started.

¹Availability, LLC is a multi-payer joint venture company. For more information, visit availability.com.